



Torsa

SitOnIt • Seating®

Torsa

Inspired by nature.

Comfort, natural body posture, ease of motion and effortless adjustability unite in a holistic integration of seating structure to the human form.





Standard adjustable lumbar support



4 frame/arm color combinations



Optional designer graphite casters



Inspired by nature.



Adjustable integrated lumbar support and seat depth adjustment.
Textured control knobs | Flexible, body-conforming mesh

for the office

Inspirational design and cable-driven control coupled with adjustable lumbar support and seat depth adjustment make Torsa a superb choice for a manager's office.

*TEXTILES: Electric blue mesh (back), Momentum Solace Ebony (seat).
FRAME: Graphite frame, back support, arms, base and casters.*





for the open plan workspace

Three arm options accommodate varied tasks and user preferences.


TEXTILES: Desert stripe mesh (back), Maharam Runner Standard Bluff (seat).
FRAME: White back support, frame, arms and base; graphite casters.

for the
conference room

Excellent ergonomics come standard
with adjustable lumbar support and
seat depth adjustment.

*TEXTILES: Navy mesh (back), CF Stinson Juxy Parallax (seat).
FRAME: White back support and frame, aluminum arms,
polished aluminum base and graphite casters.*





strength inspired by nature

The Torsa back support is as sturdy as an oak and
as beautiful as a delicate rose.

customizing opportunities

The Torsa highback chair is available in four frame/arm/back support color combinations and an incredible range of 10 mesh colors and patterns, including stripes and solids. Graphite, white and polished aluminum base options offer even greater opportunity to express an individual or corporate personality.



Frame Options



Graphite frame with graphite arms and back support.



White frame with white arms and back support.



Graphite frame with white arms and back support.



White frame with graphite arms and back support.

TEXTILES: Electric blue mesh (back), Momentum Solace Ebony (seat).
FRAME: Graphite frame, back support, arms, base and designer graphite casters.



mesh colors & patterns


Presented in an incredible range of 10 mesh colors and patterns, including stripes and solids.

Striped Mesh




Onyx Stripe Fog Stripe Desert Stripe


Solid Mesh



Navy Fire Electric Blue



Onyx Nickel Fog Desert



It's in the DETAILS

intuitive control, unrivaled comfort

Fine-Tuned Comfort

Enhanced synchro mechanism.



Left side: Seat height adjustment, seat depth adjustment



Right side: Tilt lock and tilt tension adjustment



Adjustable lumbar support

Comfortable mesh back

Arm Options

Multiple arm options accommodate varied tasks and user preferences.



Fixed nylon, white



Fixed nylon, graphite



Fixed aluminum



Multi-adjustable (height/width) nylon, white



Multi-adjustable (height/width) nylon, graphite



Stylish designer graphite casters are an option.

Three base options with graphite or designer casters.

Base



Graphite



White



Polished aluminum

Casters



Designer graphite



Graphite



Cable-driven synchro mechanism with Comfort Drive® allows easy fingertip adjustment from a seated position.

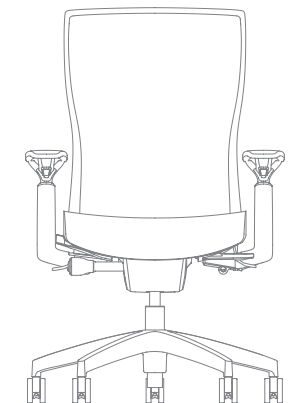
Waterfall seat

Torsa

Features

- Flexible, body-conforming mesh for superlative comfort and durability
- Cable-driven synchro mechanism with Comfort Drive allows easy fingertip adjustment from a seated position
- Adjustable integrated lumbar support and seat depth adjustment are standard
- Waterfall seat promotes proper leg circulation
- 300-lb. weight capacity

Overall width armless	19
Overall width with arms	27.13
Overall depth	34
Overall height	44.5
Seat width	19
Seat depth	17.88 - 20.50
Seat height	17 - 21.125
Back width	19
Back height	22
Weight armless	45 lbs.
Weight with arms	50 lbs.
Weight capacity	300 lbs.



Product dimensions in inches.



*TEXTILES : DesignTex Estuary Steel (seat).
FRAME: Onyx mesh, graphite back support and
frame, aluminum arms, polished aluminium base,
graphite casters.*



*TEXTILES: Nickel mesh (back),
Momentum Lineup Tranquil (seat).
FRAME: Graphite back support, frame,
adjustable arms, base and designer casters.*

*TEXTILES: Slate mesh (back),
Arc Com Silverado Parsley (seat).
FRAME: Silver frame, fixed loop arms.*

for the executive suite

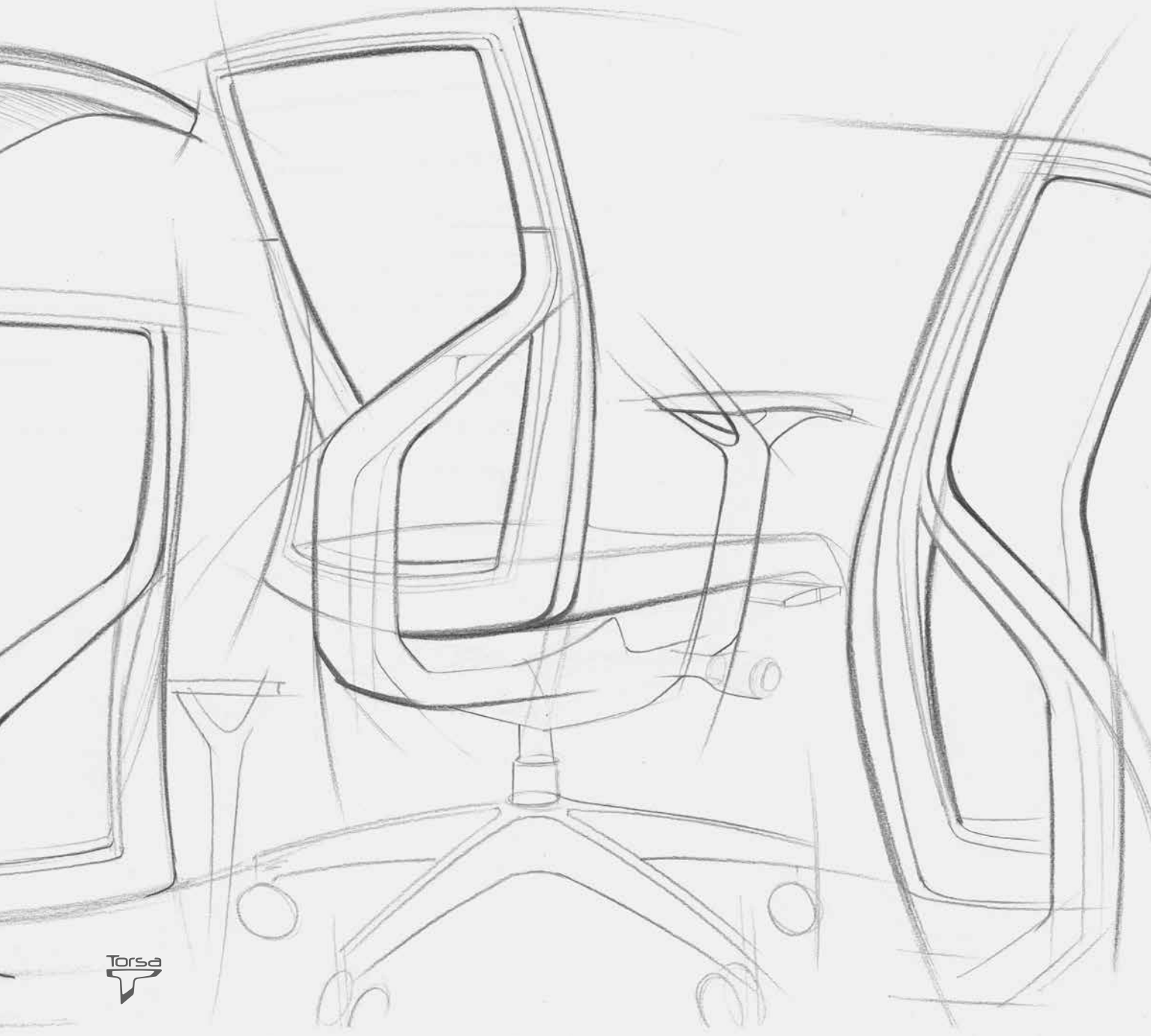
Distinguished cutting-edge design allows for individual expression.



TEXTILES: Fog stripe mesh (back), Green Hides Sierra White (seat).
FRAME: White back support, frame, arms and base; graphite casters.

for the collaboration space

Torsa is the perfect choice for a well-priced, ergonomic highback task and conference chair.



SitOnIt • Seating®

For the name and number of your local representative call, email or visit the website.

6415 Katella Avenue • Cypress, CA 90630 • Tel (888) 274-8664 • Sales@sitonit.net • sitonit.net

SitOnIt, Torsa and Comfort Drive are trademarks or registered trademarks of Exemplis Corporation.

All other trademarks are property of their respective owners.

Form No. C984

