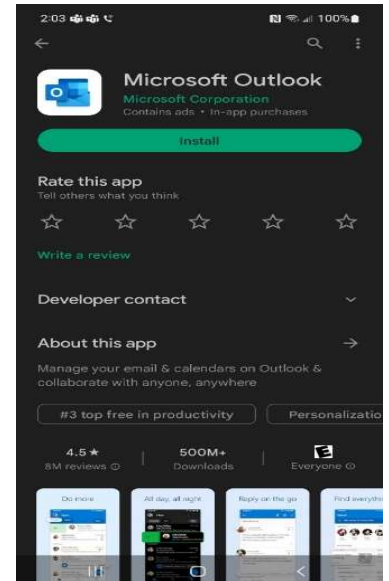


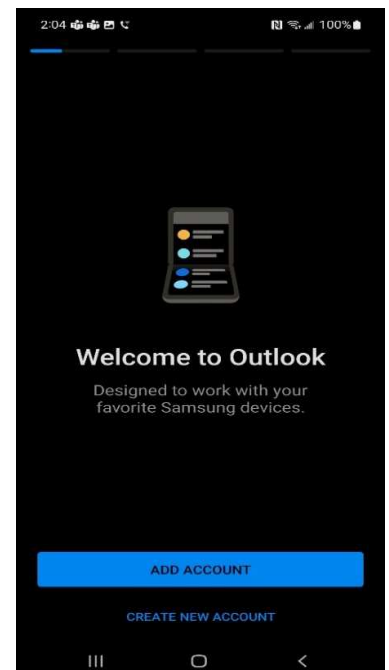


How to setup Microsoft Outlook on an Android Phone/Tablet

1. Go to the Google Play Store. Search for and install **Microsoft Outlook**.



Open the app and press **Add Account**





Enter your login name as

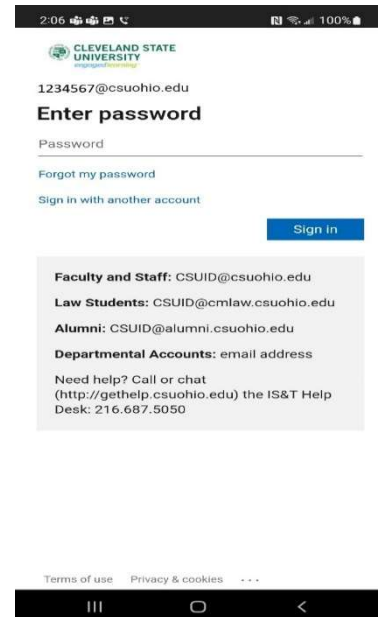
1234567@csuohio.edu

1234567@alumni.csuohio.edu

1234567@cmlaw.csuohio.edu

1234567@vikes.csuohio.edu

These login examples are for staff, alumni, law students, and all other students. The password is your CampusNet password. If necessary your CampusNet password can be reset by calling our 24-hour help desk at 216-687-5050



Outlook can be uninstalled from the Play Store

