


Creating a Community of Inquiry Remotely with SharePoint and Blackboard

Julie Townsend
j.saternus@csuohio.edu
Provost's Teaching Summit
Department of English
Cleveland State University



What is the Community of Inquiry (COI) and why do it?

- Teaching presence, social presence, and cognitive presence.
- The "intersection" of these three areas is where genuine learning is likely to take place (*The Purdue Repository for Online Teaching and Learning*).




Teaching Presence

- According to *The Purdue Repository for Online Teaching and Learning*, "Teaching presence is defined as the design, facilitation, and direction of cognitive and social processes for the realization of meaningful learning. This involves the (1) instructional design and organization of the course and activities, (2) facilitation of the course and activities, and (3) direct instruction."

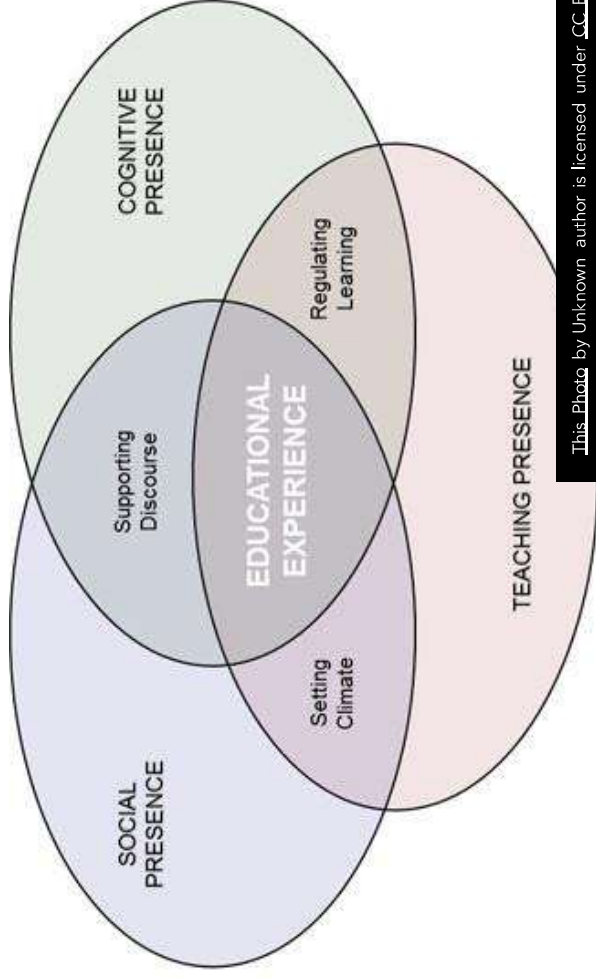


Social presence

- According to *Purdue Repository for Online Teaching and Learning*, "Social presence refers to the ability to perceive others in an online environment as 'real' and the projection of oneself as a real person. Social presence involves open communication, affective expression, and group cohesion."



Cognitive presence



This Photo by Unknown author is licensed under [CC BY](#).

- According to *Purdue Repository for Online Teaching and Learning*, "Cognitive presence is the extent to which learners are able to construct and confirm meaning through sustained reflection and discourse. The ultimate goal of the Community of Inquiry is to build a solid foundation of social presence and teaching presence to stimulate cognitive presence in a course."

Creating teaching presence with SharePoint and Blackboard

- Both technologies together can help to build a COI. SharePoint is for collaboration on documents and Blackboard is for discussion. Think about what big projects you assign in your classes and how you are "probably) already using the discussion boards.



Teaching Presence: Setting up an area for students to interact and explore ideas

You can create a SharePoint through Office.com (with your CSU ID).

- Add members
- Add folders, assignment sheets, readings, student examples
- Students add their writing and can comment on their peers' writing
- You can tag your students, so they receive an email with your comment
- Better replacement for Google Drive, plus it's with a CSU log in.

The screenshot displays a SharePoint document library interface. At the top, there is a navigation bar with several tabs: 'roost Teachin...', 'Saternus-FYW r...', 'COI with BB an...', 'College Writing...', and 'College Writing'. Below the navigation bar is a search bar with the text 'Search this site'. The main content area is titled 'emplate' and shows a list of documents and folders. The list includes:

- In-Class Essay Exam Resources (Modified: April 5, Modified By: Julie A Townsend)
- Literacy Narrative (first assign... (Modified: April 5, Modified By: Julie A Townsend)
- portfolio and reflective letter (Modified: April 5, Modified By: Julie A Townsend)
- Readings and resources (Modified: April 5, Modified By: Julie A Townsend)
- research essay (Modified: April 5, Modified By: Julie A Townsend)
- Rhetorical Analysis (Modified: April 5, Modified By: Julie A Townsend)
- Summary plus reflection (essa... (Modified: April 5, Modified By: Julie A Townsend)
- Writing Center (Modified: April 5, Modified By: Julie A Townsend)

Below the list, there is a calendar for August 2019 and a document titled 'Calendar-English 100-29-2019.d...'. The interface also includes a 'New' button, an 'Upload' button, and an 'Export to Excel' button.

Purpose of SharePoint?

Students submit their essays in the SharePoint. Other students have access to those documents as well for peer review.

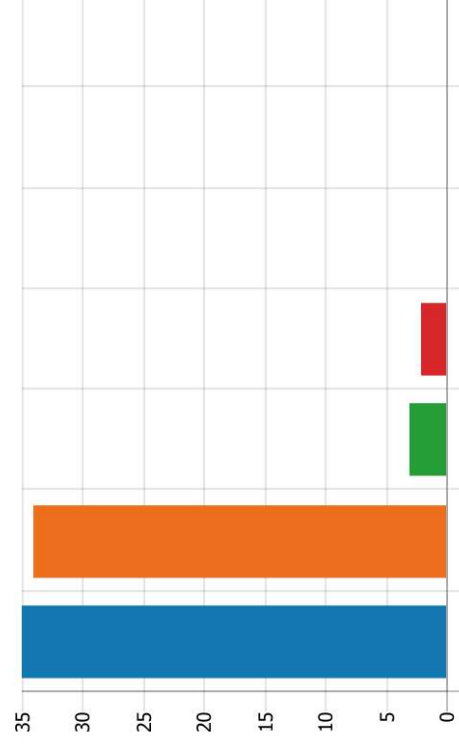
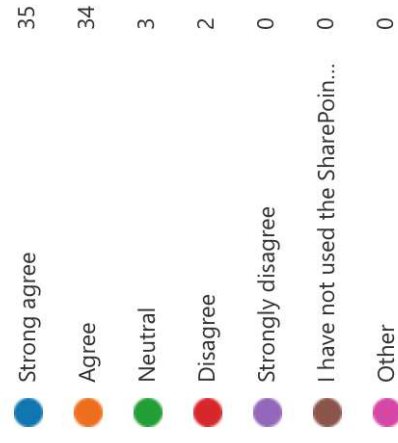
Students know they have real readers other than the teacher because peer review of the essays is a regular event.

Guide students with peer review. Ask them to comment on areas they relate to or think that the writers should expand on. Ask them not to focus on sentence-level issues.

Students have overwhelmingly rated the SharePoint very highly in class surveys. (Anonymous Mid-Semester Survey, Spring 2021)

12. I believe that the SharePoint website is an effective way to receive comments on my essays and also to give my peers comments on their essays.

[More Details](#)



If students may
be reluctant to
have
their writing
read by their
peers

Teacher attitude towards student
writing should be positive.

Use a discussion board post for
students to share anxieties about
having other students read
their writing.

Guidelines for peer review: focus on
areas you relate to, areas that interest
you, areas that you have more
questions about.

The SharePoint creates a real-life work environment and a COI

Students gain experience using real-world applications that they can put on their resumes.

Students can navigate the webpage to view course resources, to read peer essays, and to draft their own essays.

The SharePoint helps the teacher build **teaching presence** with its folder structure and the teacher's direct instruction on how to use it.


Students can build their **cognitive presence** by reviewing peer essays and receiving reviews on their writing.

Students are actively part of a community of writers, which builds **social presence**.

Blackboard discussion boards

Tips for meaningful discussion:

- Make it standard practice to ask students to respond to at least three students' posts 48 hours after the original deadline.
- Include discussion questions that use higher-level thinking on Bloom's Taxonomy (application, analysis, synthesis, and evaluation) so that there is more room for students to learn from each other's responses.
- Ask students how they are approaching larger assignments on the discussion board.



Example of discussing larger projects on discussion board

- I asked students to list essay topic ideas for a discussion board post and to write about which one they are leaning towards choosing.
 - Two students wrote about memes and communication. When I mentioned to a student in class that there was someone else writing about memes in a completely different way, he said that he had read that student's discussion board post. Then, he summarized what that student's idea was!
 - This was a small success, and I felt accomplished that the community set up had worked to share ideas!



Overview

1

Use the SharePoint for larger projects with peer review or collaboration aspects.

2

Give students space in their projects to discover their own topics instead of answering pre-determined questions.

3

Encourage thoughtful and supportive dialogue focused on big-picture ideas

4

Use Blackboard discussion board to complement the larger activities in the SharePoint.

5

Give direct instruction on how to use the SharePoint with a walkthrough video and time in class for students to ask questions and use the website.

Direct instruction examples



Walkthrough videos for essay assignments



How to use the SharePoint



How to retrieve academic articles



How to read academic articles