

# College of Graduate Studies

Quick statistics: CSU Graduate Student Resource Center



## General filters

### Data selection

**Include:** Completed responses only

View summary of all available fields

Subtotals based on displayed questions

**Statistics report language:** English - English

### Response ID

**Greater than:**

**Less than:**

### Submission date

**Equals:**  ...

**Later than:**  ...

**Earlier than:**  ...

### Output options

**Show graphs:**

**Show text responses inline:**

**Select output format:**  HTML  PDF  Excel

[View stats](#)

[Clear](#)

## Response filters

GSRC Survey Questions (Question group 107)

"I am currently enrolled in:"

Monte Ahuja College of Business  
College of Education and Human Services  
Washkewicz College of Engineering  
College of Liberal Arts and Social Sciences

"I am currently pursuing a:"

Master's degree  
Ph.D. or Doctorate  
Graduate Certificate  
Licensure only

"I am enrolled as:"

A domestic student  
An international student

"I would be most interested in workshop topics rela..."

Library and Reference Services  
Career Planning  
Time Management  
Disability Services

"I would be most interested in hearing presentati..."

Arts, Entertainment, & Recreation  
Business and Finance  
Education  
Engineering & Manufacturing

"I would prefer workshops that are completed in a..."

60-90 minute session  
Series of weekly one-hour sessions  
Daylong session

"During spring '15 semester, I would most likely at..."

Monday  
Tuesday  
Wednesday  
Thursday

"I have heard of the new Cleveland State University..."

Yes  
No

[View stats](#)[Clear](#)

### Results

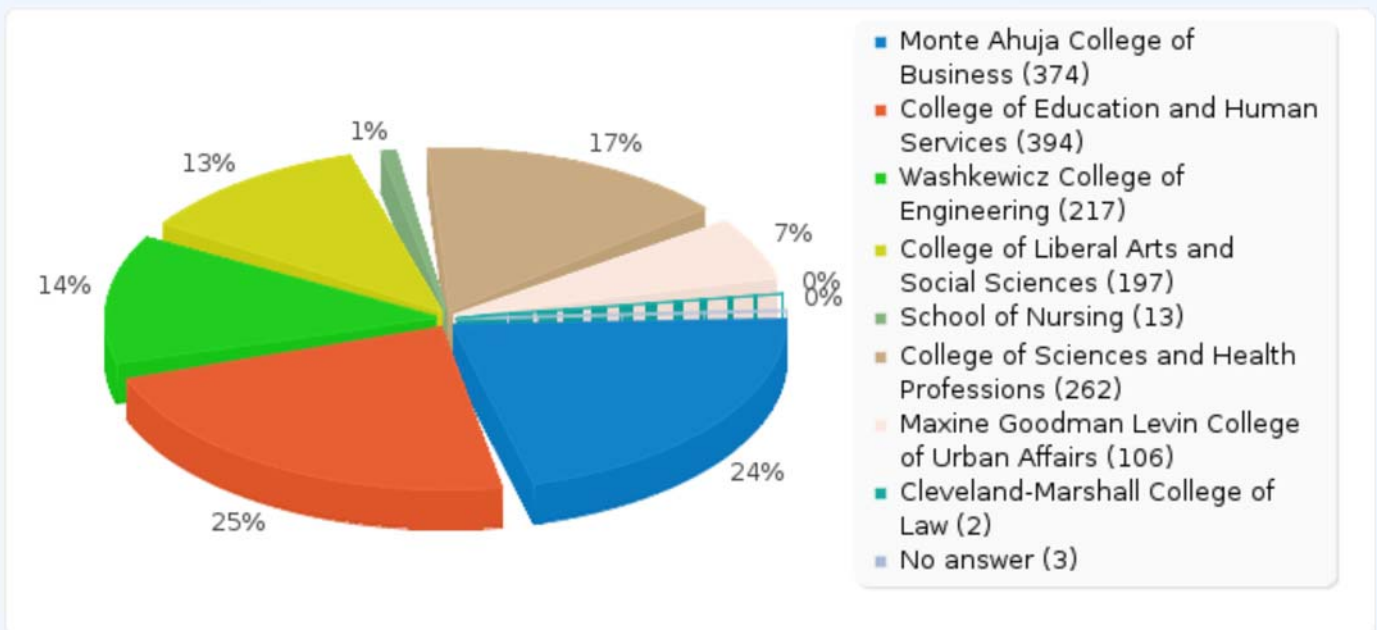
<b>Number of records in this query:</b>	1568
<b>Total records in survey:</b>	1568
<b>Percentage of total:</b>	100.00%

[Browse](#)

### Field summary for Q1

#### I am currently enrolled in:

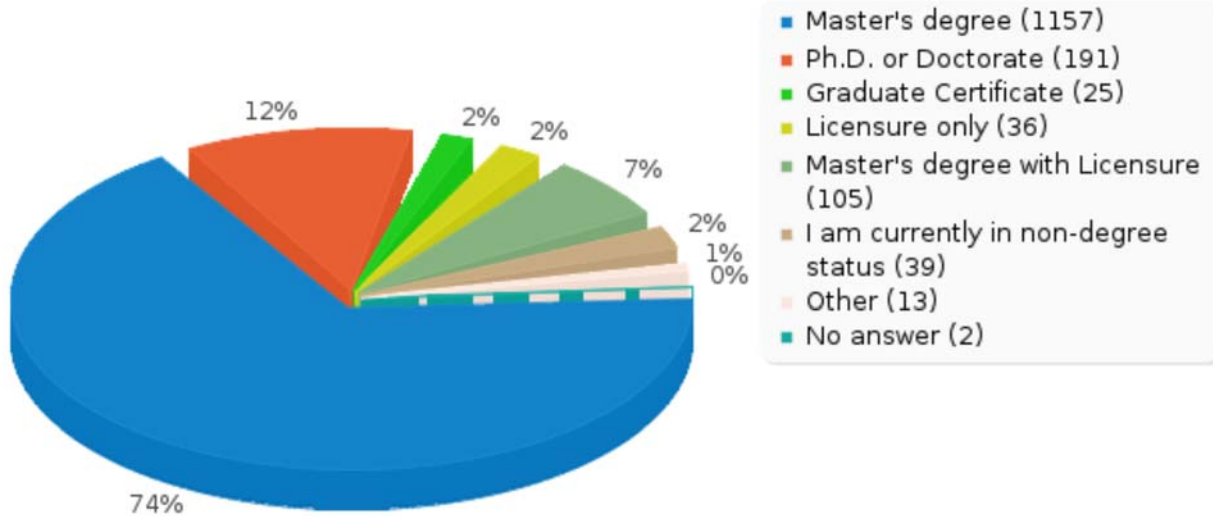
Answer	Count	Percentage
Monte Ahuja College of Business (A1)	374	23.85%
College of Education and Human Services (A2)	394	25.13%
Washkewicz College of Engineering (A3)	217	13.84%
College of Liberal Arts and Social Sciences (A4)	197	12.56%
School of Nursing (A5)	13	0.83%
College of Sciences and Health Professions (A6)	262	16.71%
Maxine Goodman Levin College of Urban Affairs (A7)	106	6.76%
Cleveland-Marshall College of Law (A8)	2	0.13%
No answer	3	0.19%
Not displayed	0	0.00%



### Field summary for Q2

#### I am currently pursuing a:

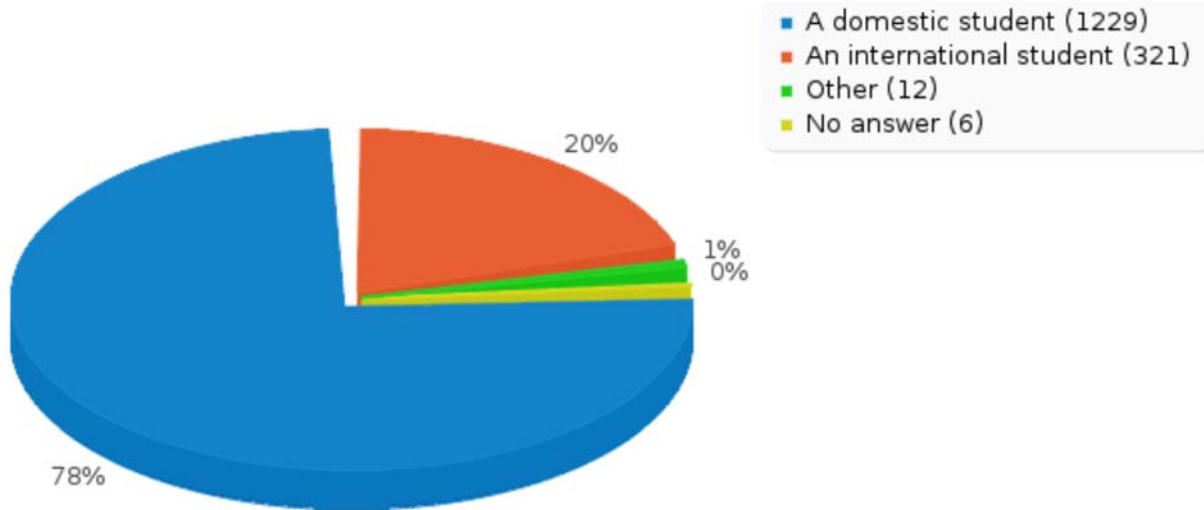
Answer	Count	Percentage
Master's degree (A1)	1157	73.79%
Ph.D. or Doctorate (A2)	191	12.18%
Graduate Certificate (A5)	25	1.59%
Licensure only (A6)	36	2.30%
Master's degree with Licensure (A8)	105	6.70%
I am currently in non-degree status (A7)	39	2.49%
Other <a href="#">Browse</a>	13	0.83%
No answer	2	0.13%
Not displayed	0	0.00%



### Field summary for Q3

#### I am enrolled as:

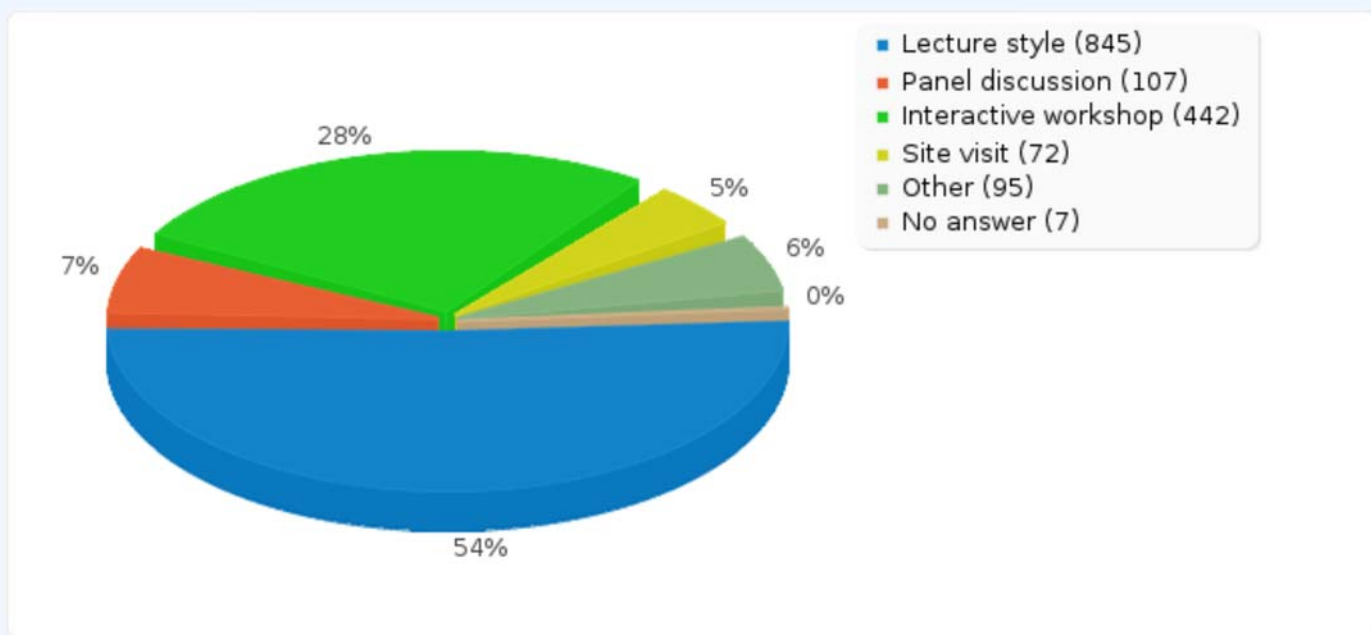
Answer	Count	Percentage
A domestic student (A1)	1229	78.38%
An international student (A2)	321	20.47%
Other <a href="#">Browse</a>	12	0.77%
No answer	6	0.38%
Not displayed	0	0.00%



### Field summary for Q4

#### I prefer the following learning format:

Answer	Count	Percentage
Lecture style (A1)	845	53.89%
Panel discussion (A2)	107	6.82%
Interactive workshop (A3)	442	28.19%
Site visit (A4)	72	4.59%
Other <a href="#">Browse</a>	95	6.06%
No answer	7	0.45%
Not displayed	0	0.00%



## Field summary for Q6

### I would be most interested in workshop topics related to:

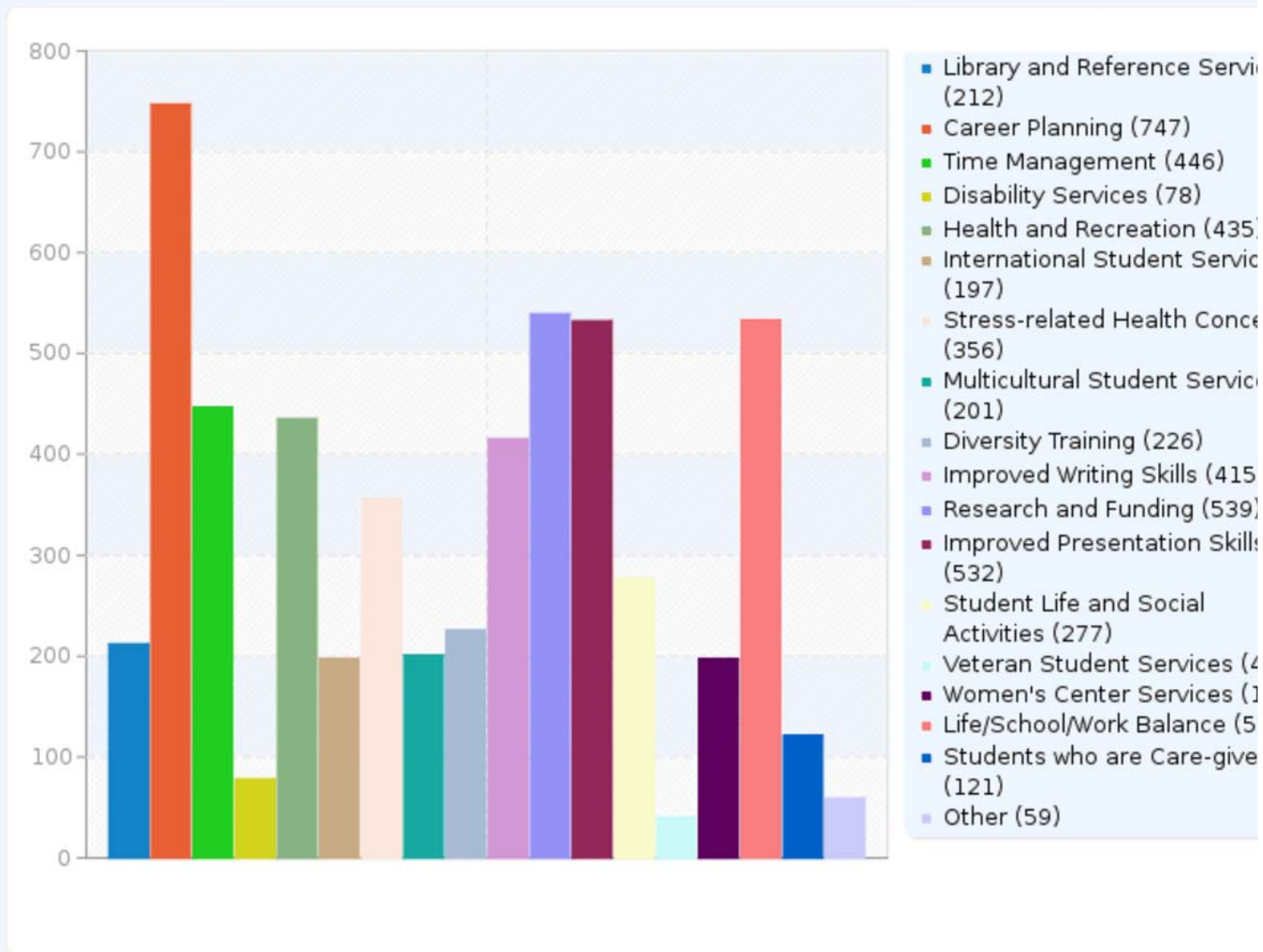
Answer	Count
Library and Reference Services (SQ001)	212
Career Planning (SQ002)	747
Time Management (SQ013)	446
Disability Services (SQ004)	78
Health and Recreation (SQ005)	435
International Student Services (SQ016)	197
Stress-related Health Concerns (SQ009)	356
Multicultural Student Services (SQ007)	201
Diversity Training (SQ018)	226
Improved Writing Skills (SQ015)	415
Research and Funding (SQ008)	539
Improved Presentation Skills (SQ014)	532
Student Life and Social Activities (SQ017)	277
Veteran Student Services (SQ010)	40
Women's Center Services (SQ011)	197
Life/School/Work Balance (SQ020)	533
Students who are Care-givers (SQ012)	121
Other <a href="#">Browse</a>	59

Field summary for Q6

I would be most interested in workshop topics related to:

Answer

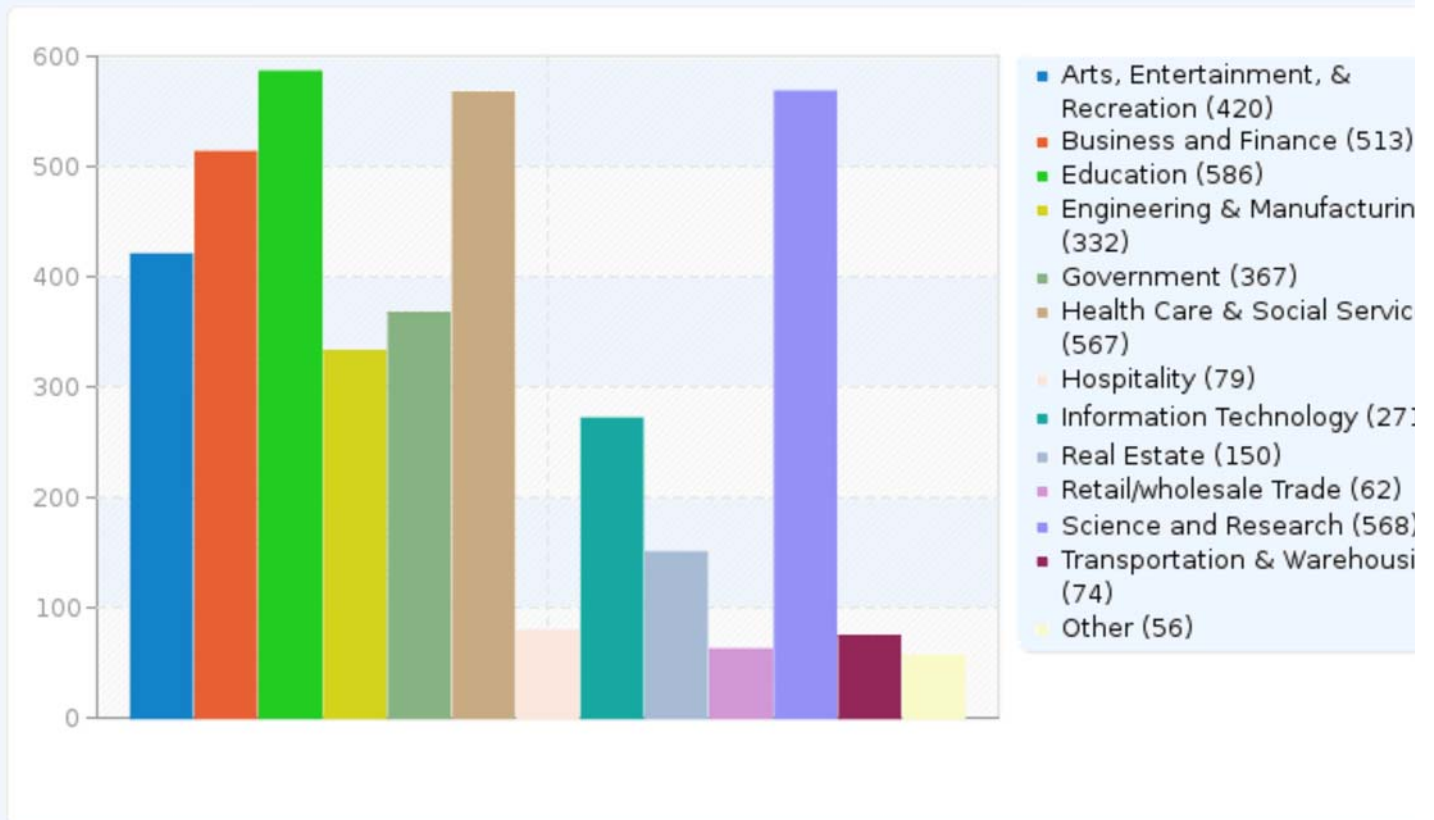
Count



## Field summary for Q7

I would be most interested in hearing presentations by leaders from the following

Answer	Count
Arts, Entertainment, & Recreation (SQ001)	420
Business and Finance (SQ002)	513
Education (SQ004)	586
Engineering & Manufacturing (SQ010)	332
Government (SQ005)	367
Health Care & Social Services (SQ006)	567
Hospitality (SQ007)	79
Information Technology (SQ008)	271
Real Estate (SQ011)	150
Retail/wholesale Trade (SQ012)	62
Science and Research (SQ014)	568
Transportation & Warehousing (SQ013)	74
Other <a href="#">Browse</a>	56

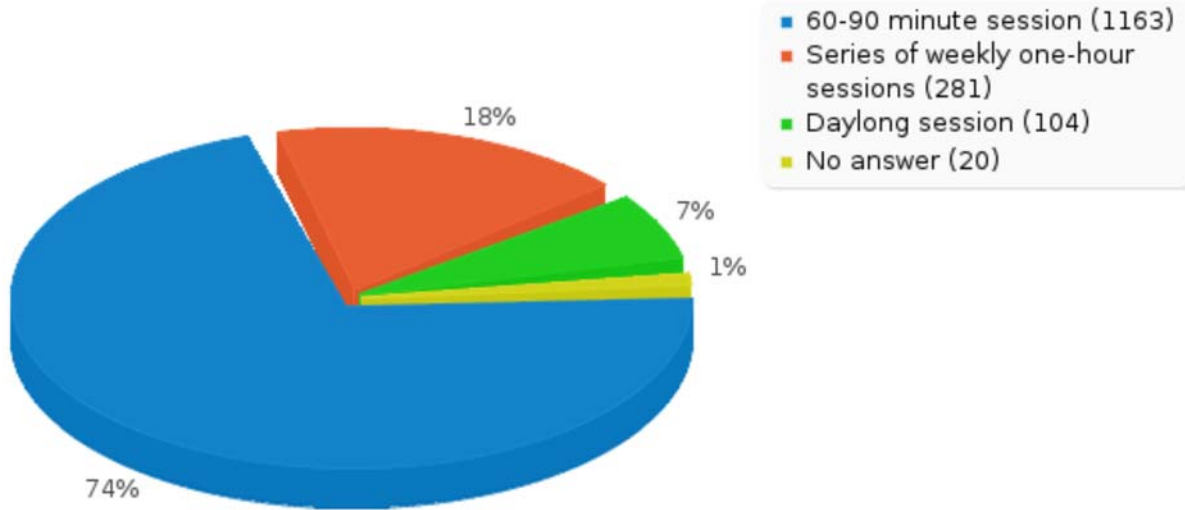




### Field summary for Q8

#### I would prefer workshops that are completed in a:

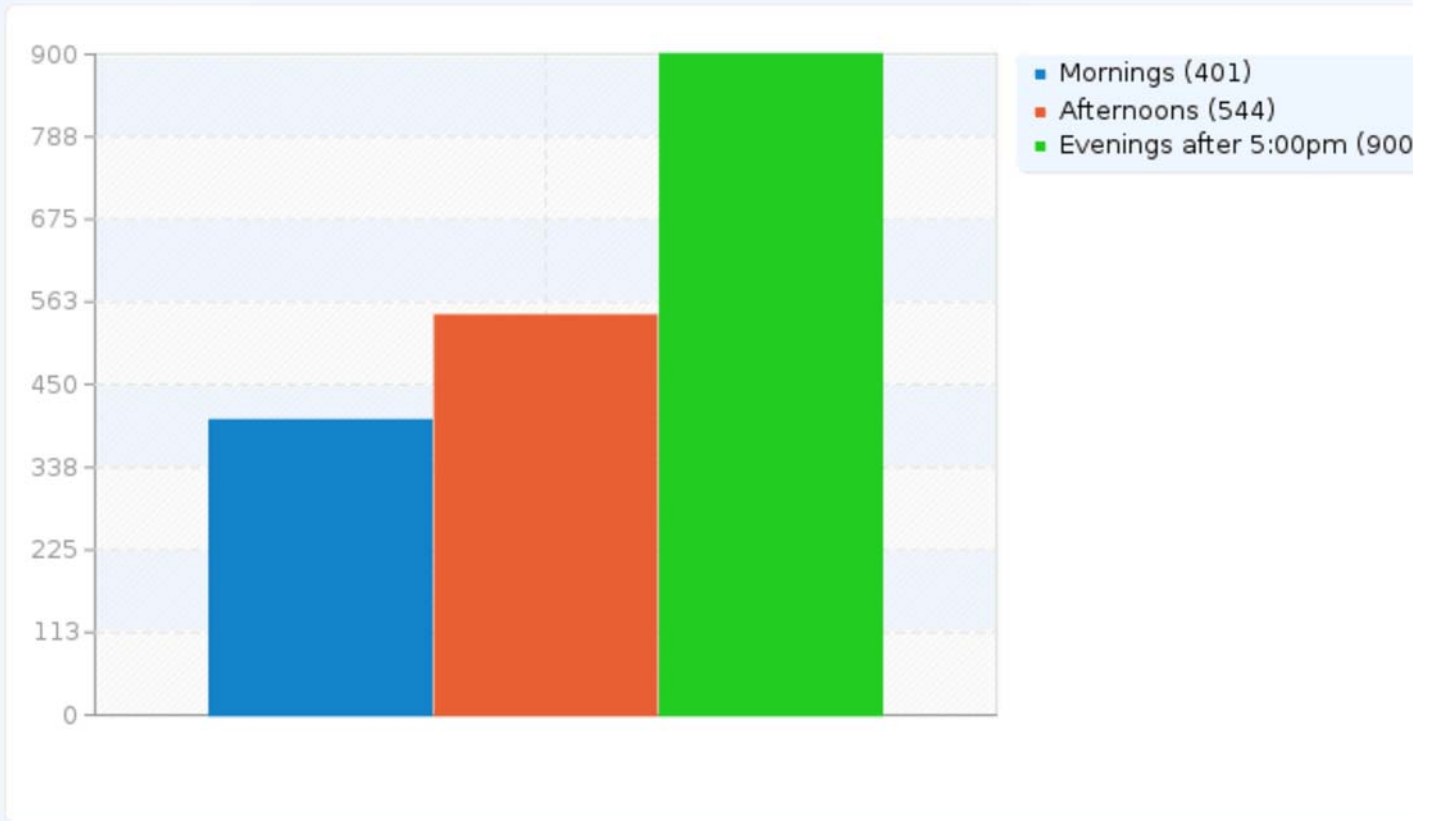
Answer	Count	Percentage
60-90 minute session (A1)	1163	74.17%
Series of weekly one-hour sessions (A2)	281	17.92%
Daylong session (A3)	104	6.63%
No answer	20	1.28%
Not displayed	0	0.00%



### Field summary for Q9

During spring '15 semester, I would prefer to attend sessions offered at the following

Answer	Count
Mornings (SQ001)	401
Afternoons (SQ002)	544
Evenings after 5:00pm (SQ003)	900



### Field summary for Q5

During spring '15 semester, I would most likely attend sessions offered

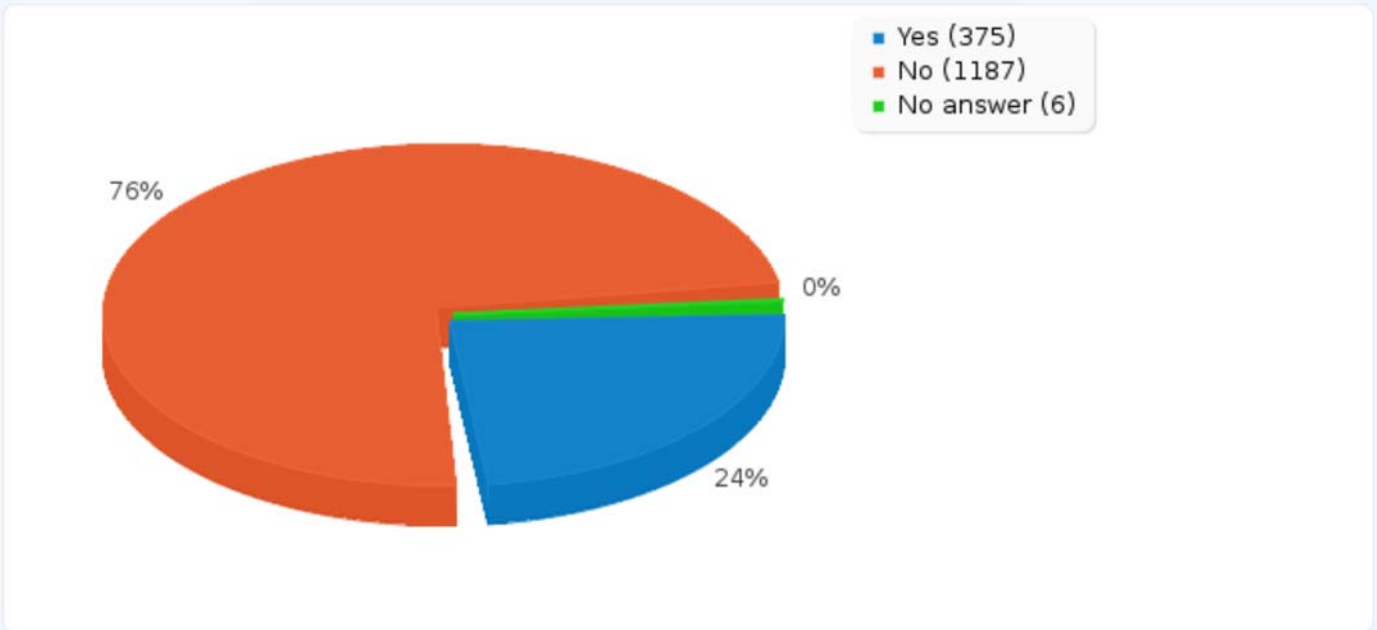
Answer	Count
Monday (SQ001)	663
Tuesday (SQ005)	669
Wednesday (SQ004)	714
Thursday (SQ003)	665
Friday (SQ002)	462
Weekends (Saturday and Sunday mornings) (SQ006)	483



Field summary for Q10

I have heard of the new Cleveland State University Graduate Student Resource Center.

Answer	Count	Percentage
Yes (A1)	375	23.92%
No (A2)	1187	75.70%
No answer	6	0.38%
Not displayed	0	0.00%





LimeSurvey  
Version 1.92+ Build 120919

